



There's only one #1™

Glo-Ray® Aluminum Infrared Strip Heaters

Models: GRA-18, -24, -30, -36, -42, -48, -54, -60, -66, -72, -84, -96, -108, -120, -132, -144
GRAH-18, -24, -30, -36, -42, -48, -54, -60, -66, -72, -84, -96, -108, -120, -132, -144

Safely hold the temperature of your product without drying out or further cooking food with Hatco's Glo-Ray® Infrared Aluminum Strip Heaters. The end result is hot, fresh food that's ready-to-serve. The continuous aluminum housing and heavy-duty mountings ensure the durability and quality of Hatco products.

Standard features

- Prefocused heat pattern covers the entire holding surface
- Consistent holding temperatures with no "cold spots"
- Sturdy extruded aluminum housings that do not sag, in widths from 18" to 144" (457 to 3658 mm)
- Standard and high watt models available
- Reflector does not blacken, maintaining a consistent heat pattern
- Protective wire guards under heating element
- Insulation minimizes heat loss
- Factory assembled with mounting tabs, ready to install quickly and easily
- All units single phase only
- Additional reflector styles and lower wattage elements also available, please consult factory for more information

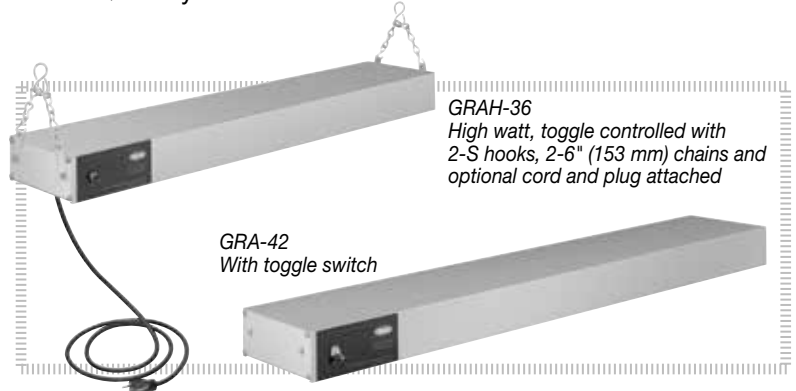
†Non-standard colors are non-returnable

For operation, location and safety information, please refer to the Installation & Operating Manual.

Project _____

Item # _____

Quantity _____



Options (available at time of purchase only)

- 6" (152 mm) housing - *Designer Color* or *Gloss Finish*† (clear anodized standard)
 - Warm Red Black Gray Granite White Granite
 - Navy Blue Hunter Green Antique Copper Radiant Red
 - Glossy Gray Bold Black Gleaming Gold Brilliant Blue
- Indicator Light (not available as Built-In with Tandem Element option)
- Power Leads - Extended beyond standard 3' (914 mm), conduit on 120V, 208V, 240V models only (must specify lead length)
 - 1'-5' (305-1525 mm) 6'-10' (1829-3048 mm)
 - 11'-15' (3352-4572 mm) 16'-20' (4877-6096 mm)
- Sneeze Guard
 - 9.375" (238 mm) - One side 9.375" (238 mm) - Two sides
 - 14" (356 mm) - One side 14" (356 mm) - Two sides
- No Control
- Infinite Control (remote enclosure recommended), consult factory if element rating exceeds 12.2 amps
 - Built-in (max. of 12.2 amps) (remote installation recommended)
 - Remote Infinite Switch (max. 12.2 amps)
- Remote Control Enclosure - *Designer Color* or *Gloss Finish*† (clear anodized standard)
 - Warm Red Black Gray Granite White Granite
 - Navy Blue Hunter Green Antique Copper Radiant Red
 - Glossy Gray Bold Black Gleaming Gold Brilliant Blue
- Adjustable Tubular Stands 10"-14" (254-356 mm) - Permanent, for hardwired installation
- Non-Adjustable Tubular Stands (choose clearance and color below)
 - 10" (254 mm) 12" (305 mm) 14" (356 mm) 16" (406 mm)
 - Designer Color* or *Gloss Finish* for Stands† (clear anodized standard)
 - Warm Red Black Gray Granite White Granite
 - Navy Blue Hunter Green Antique Copper Radiant Red
 - Glossy Gray Bold Black Gleaming Gold Brilliant Blue
- C-Leg Stands - Portable, for cord & plug installation
 - Standard Watt - 10" (254) clearance - for models up to 72" (1829 mm) wide
 - High Watt - 13.5" (343 mm) clearance - for models up to 72" (1829 mm) wide
- T-Leg Stands - for models up to 72" (1829 mm) wide, specify clearance - Portable, for cord & plug installation
 - 10" (254 mm) (Standard Watt) 13.5" (343 mm) 16" (406 mm) 18" (457 mm)
- Attached 6' (1829 mm) Cord & Plug Set on 120V models up to 72" (1829 mm) wide requires Standard Chain Mount Kit (two S hooks with two 6" (153 mm) lengths of chain), or add optional C-leg stands, or T-leg stands (see specific model for plug configuration)
- Two S hooks with two 6" (153 mm) lengths of chain - Stationary, for cord & plug installation
- Attached 6' (1829 mm) Cord & Plug Set on Export models up to 96" (2438 mm) wide

Accessories

- Adjustable Angle Brackets (with clearance above unit)
 - 1"-2" (25-51 mm) 7" (178 mm) - GRA models only
- Chain Suspension



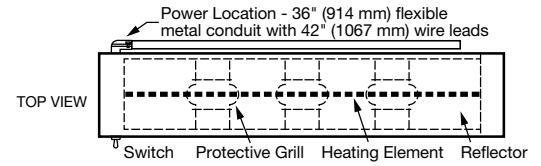
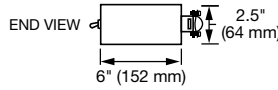
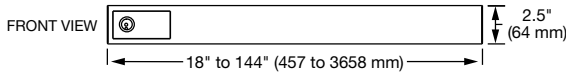
HATCO CORPORATION | P.O. Box 340500 Milwaukee, WI 53234-0500 U.S.A.
(800) 558-0607 | (414) 671-6350 | www.hatcocorp.com | support@hatcocorp.com



Glo-Ray® Aluminum Infrared Strip Heaters

Models: GRA-18, -24, -30, -36, -42, -48, -54, -60, -66, -72, -84, -96, -108, -120, -132, -144
 GRAH-18, -24, -30, -36, -42, -48, -54, -60, -66, -72, -84, -96, -108, -120, -132, -144

GRA and GRAH



SPECIFICATIONS
Glo-Ray® Aluminum Infrared Strip Heaters
Phase: All Single Phase
Amps: Amps on all models can vary based on configuration – please consult factory.

The shaded areas contain electrical information for International models

Standard Watt				High Watt				Both Models		
Model	Volts	Watt	Amps	Model	Volts	Watt	Amps	Width x Depth x Height	Plug (Optional)	Ship Weight [‡]
GRA-18	120	250	2.1	GRAH-18	120	350	2.9	18" x 6" x 2.5" (457 x 153 x 64 mm)	NEMA 5-15P	7 lbs. (4 kg.)
	208		1.2		208		1.7		-	
	240		1.0		240		1.5		-	
	-	-	-		100	350	3.5		-	
	200	231	1.2		200	324	1.6		-	
	220	250	1.1		220	350	1.6		-	
	240		1.0		240	350	1.5		-	
	220-230 (CE)*		250-273		1.1-1.2	220-230 (CE)*	350-383		1.6-1.7	
	230-240 (CE)*	230-250	1.0-1.0		230-240 (CE)*	321-350	1.4-1.5		-	
GRA-24	120	350	2.9	GRAH-24	120	500	4.2	24" x 6" x 2.5" (610 x 153 x 64 mm)	NEMA 5-15P	8 lbs. (4 kg.)
	208		1.7		208		2.4		-	
	240		1.5		240		2.1		-	
	-	-	-		100	500	5.0		-	
	200	324	1.6		200	462	2.3		-	
	220	350	1.6		220	500	2.3		-	
	240		1.5		240	500	2.3		-	
	220-230 (CE)*		350-383		1.6-1.7	220-230 (CE)*	500-547		2.3-2.4	
	230-240 (CE)*	321-350	1.4-1.5		230-240 (CE)*	459-500	2.0-2.1		-	
GRA-30	120	450	3.8	GRAH-30	120	660	5.5	30" x 6" x 2.5" (762 x 153 x 64 mm)	NEMA 5-15P	9 lbs. (5 kg.)
	208		2.2		208		3.2		-	
	240		1.9		240		2.8		-	
	-	-	-		100	660	6.6		-	
	200	416	2.1		200	610	3.1		-	
	220	450	2.1		220	660	3.0		-	
	240		1.9		240	660	2.8		-	
	220-230 (CE)*		450-492		2.1-2.2	220-230 (CE)*	660-721		3.0-3.1	
	230-240 (CE)*	413-450	1.8-1.9		230-240 (CE)*	606-660	2.6-2.8		-	
GRA-36	120	575	4.8	GRAH-36	120	800	6.7	36" x 6" x 2.5" (914 x 153 x 64 mm)	NEMA 5-15P	9 lbs. (5 kg.)
	208		2.8		208		3.8		-	
	240		2.4		240		3.3		-	
	-	-	-		100	800	8.0		-	
	200	532	2.7		200	740	3.7		-	
	220	575	2.6		220	800	3.6		-	
	240		2.4		240	800	3.3		-	
	220-230 (CE)*		575-629		2.6-2.7	220-230 (CE)*	800-874		3.6-3.8	
	230-240 (CE)*	528-575	2.3-2.4		230-240 (CE)*	735-800	3.2-3.3		-	
GRA-42	120	675	5.6	GRAH-42	120	950	7.9	42" x 6" x 2.5" (1067 x 153 x 64 mm)	NEMA 5-15P	12 lbs. (6 kg.)
	208		3.2		208		4.6		-	
	240		2.8		240		4.0		-	
	-	-	-		100	950	9.5		-	
	200	624	3.1		200	878	4.4		-	
	220	675	3.1		220	950	4.3		-	
	240		2.8		240	950	4.0		-	
	220-230 (CE)*		675-738		3.1-3.2	220-230 (CE)*	950-1038		4.3-4.5	
	230-240 (CE)*	620-675	2.7-2.8		230-240 (CE)*	873-950	3.8-4.0		-	
GRA-48	120	800	6.7	GRAH-48	120	1100	9.2	48" x 6" x 2.5" (1219 x 153 x 64 mm)	NEMA 5-15P	13 lbs. (6 kg.)
	208		3.8		208		5.3		-	
	240		3.3		240		4.6		-	
	-	-	-		100	1100	11.0		-	
	200	740	3.7		200	1017	5.1		-	
	220	800	3.6		220	1100	5.0		-	
	240		3.3		240	1100	4.6		-	
	220-230 (CE)*		800-874		3.6-3.8	220-230 (CE)*	1100-1202		5.0-5.2	
	230-240 (CE)*	735-800	3.2-3.3		230-240 (CE)*	1010-1100	4.4-4.6		-	

‡ Shipping weight includes packaging and does not include RMB.

* CE approved units for 220-230V utilize a 220V heating system; 230-240V CE units utilize a 240V heating system.



Glo-Ray® Aluminum Infrared Strip Heaters

Models: GRA-18, -24, -30, -36, -42, -48, -54, -60, -66, -72, -84, -96, -108, -120, -132, -144
 GRAH-18, -24, -30, -36, -42, -48, -54, -60, -66, -72, -84, -96, -108, -120, -132, -144

SPECIFICATIONS

Glo-Ray® Aluminum Infrared Strip Heaters

Phase: All Single Phase

Amps: Amps on all models can vary based on configuration – please consult factory.

The shaded areas contain electrical information for International models

Standard Watt				High Watt				Both Models		
Model	Volts	Watt	Amps	Model	Volts	Watt	Amps	Width x Depth x Height	Plug (Optional)	Ship Weight [‡]
GRA-54	120	925	7.7	GRAH-54	120	1250	10.4	54" x 6" x 2.5" (1372 x 153 x 64 mm)	NEMA 5-15P	14 lbs. (7 kg.)
	208		4.4		208		6.0		-	
	240		3.9		240		5.2		-	
	200	855	4.3		200	1156	5.8		CEE 7-7 Schuko BS-1363	
	220	4.2	220		5.7	60" x 6" x 2.5" (1524 x 153 x 64 mm)				
	240	3.9	240		5.2					
	220-230 (CE) [♦]	925-1011	4.2-4.4		220-230 (CE) [♦]		1250-1366			
	230-240 (CE) [♦]	850-925	3.7-3.9		230-240 (CE) [♦]		1148-1250		5.0-5.2	
GRA-60	120	1050	8.8	GRAH-60	120	1400	11.7	60" x 6" x 2.5" (1524 x 153 x 64 mm)	NEMA 5-15P	16 lbs. (8 kg.)
	208		5.0		208		6.7		-	
	240		4.4		240		5.8		-	
	200	971	4.9		200	1295	6.5		CEE 7-7 Schuko BS-1363	
	220	4.8	220		6.4	66" x 6" x 2.5" (1676 x 153 x 64 mm)				
	240	4.4	240		5.8					
	220-230 (CE) [♦]	1050-1148	4.8-5.0		220-230 (CE) [♦]		1400-1530			
	230-240 (CE) [♦]	964-1050	4.2-4.4		230-240 (CE) [♦]		1286-1400		5.6-5.8	
GRA-66	120	1160	9.7	GRAH-66	120 [•]	1560	13.0	66" x 6" x 2.5" (1676 x 153 x 64 mm)	NEMA 5-15P [‡]	16 lbs. (8 kg.)
	208		5.6		208		7.5		-	
	240		4.8		240		6.5		-	
	200	1073	5.4		200	1442	7.2		CEE 7-7 Schuko BS-1363	
	220	5.3	220		7.1	72" x 6" x 2.5" (1829 x 153 x 64 mm)				
	240	4.8	240		6.5					
	220-230 (CE) [♦]	1160-1268	5.3-5.5		220-230 (CE) [♦]		1560-1705			
	230-240 (CE) [♦]	1066-1160	4.6-4.8		230-240 (CE) [♦]		1433-1560		6.2-6.5	
GRA-72	120	1275	10.6	GRAH-72	120 [•]	1725	14.4	72" x 6" x 2.5" (1829 x 153 x 64 mm)	NEMA 5-15P [‡]	18 lbs. (9 kg.)
	208		6.1		208		8.3		-	
	240		5.3		240		7.2		-	
	200	1179	5.9		200	1595	8.0		CEE 7-7 Schuko BS-1363	
	220	5.8	220		7.8	84" x 6" x 2.5" (2134 x 153 x 64 mm)				
	240	5.3	240		7.2					
	220-230 (CE) [♦]	1275-1394	5.8-6.1		220-230 (CE) [♦]		1725-1885			
	230-240 (CE) [♦]	1171-1275	5.1-5.3		230-240 (CE) [♦]		1584-1725		6.9-7.2	
GRA-84	120 [•]	1500	12.5	GRAH-84	120 [♣]	2050	17.1	84" x 6" x 2.5" (2134 x 153 x 64 mm)	-	19 lbs. (9 kg.)
	208		7.2		208		9.9		-	
	240		6.3		240		8.5		-	
	200	1387	6.9		200	1895	9.5		CEE 7-7 Schuko BS-1363	
	220-230 (CE) [♦]	1500-1640	6.8-7.1		220-230 (CE) [♦]	2050-2241	9.3-9.7			
	230-240 (CE) [♦]	1377-1500	6.0-6.3		230-240 (CE) [♦]	1883-2050	8.2-8.5			
GRA-96	120 [•]	1725	14.4	GRAH-96	120 [♣]	2400	20.0	96" x 6" x 2.5" (2438 x 153 x 64 mm)	-	21 lbs. (10 kg.)
	208		8.3		208		11.5		-	
	240		7.2		240		10.0		-	
	200	1595	8.0		200	2219	11.1		CEE 7-7 Schuko BS-1363	
	220-230 (CE) [♦]	1725-1885	7.8-8.2		220-230 (CE) [♦]	2400-2623	10.9-11.4			
	230-240 (CE) [♦]	1584-1725	6.9-7.2		230-240 (CE) [♦]	2204-2400	9.6-10.0			
GRA-108 [‡]	120	1850	15.4	GRAH-108 [‡]	120	2500	20.8	108" x 6" x 2.5" (2743 x 153 x 64 mm)	-	23 lbs. (11 kg.)
	208		8.9		208		12.0		-	
	240		7.7		240		10.4		-	
	220	8.4	220		11.4	-				
	240	7.7	240		10.4	-				
	GRA-120 [‡]	120	2100		17.5	GRAH-120 [‡]	120		2800	
208		10.1		208	13.5		-			
240		8.8		240	11.7		-			
220		9.5	220	12.7	-					
240		8.8	240	11.7	-					

‡ Shipping weight includes packaging and does not include RMB.

♦ CE approved units for 220-230V utilize a 220V heating system; 230-240V CE units utilize a 240V heating system.

• 120V models with infinite switch require tandem (end-to-end) elements, consult factory for applications.

♣ Glo-Ray models 108"-144" (2743-3048 mm) wide and 120V models of GRAH-84 and GRAH-96 contain tandem (end-to-end) elements that may be individually controlled.

‡ Not available with CE Mark.

‡ GRAH-66 and GRAH-72 require NEMA 5-20P cord for Canada.

♣ Available with RMB or remote switch only.



Glo-Ray® Aluminum Infrared Strip Heaters

Models: GRA-18, -24, -30, -36, -42, -48, -54, -60, -66, -72, -84, -96, -108, -120, -132, -144
 GRAH-18, -24, -30, -36, -42, -48, -54, -60, -66, -72, -84, -96, -108, -120, -132, -144

SPECIFICATIONS

Glo-Ray® Aluminum Infrared Strip Heaters

Phase: All Single Phase

Amps: Amps on all models can vary based on configuration – please consult factory.

The shaded areas contain electrical information for International models

Standard Watt				High Watt				Both Models		
Model	Volts	Watt	Amps	Model	Volts	Watt	Amps	Width x Depth x Height	Plug (Optional)	Ship Weight [◇]
GRA-132 [‡] ♣	120	2320	19.3	GRAH-132 [‡] ♣	120	3120	26.0	132" x 6" x 2.5" (3353 x 153 x 64 mm)	-	30 lbs. (14 kg.)
	208		11.2		208		15.0			
	240		9.7		240		13.0			
	220	2320	10.5		220	3120	14.2			
	240	2320	9.7		240	3120	13.0			
GRA-144 [‡] ♣	120	2550	21.3	GRAH-144 [‡] ♣	120	3450	28.8	144" x 6" x 2.5" (3658 x 153 x 64 mm)	-	33 lbs. (15 kg.)
	208		12.3		208		16.6			
	240		10.6		240		14.4			
	220	2550	11.6		220	3450	15.7			
	240	2550	10.6		240	3450	14.4			

◇ Shipping weight includes packaging and does not include RMB.

♣ Glo-Ray models 108"-144" (2743-3048 mm) wide and 120V models of GRAH-84 and GRAH-96 contain tandem (end-to-end) elements that may be individually controlled.

‡ Not available with CE Mark.

TOGGLE SWITCH

Toggle Switch: Max. 15 amps. Location: Chef's left side standard, other options available.

INFINITE SWITCH

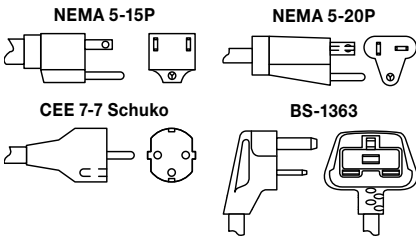
Max. 12.2 amps

LEADS

36" (914 mm) flexible metal conduit with 42" (1067) wire leads.
 USA/Canada: 3' (914 mm) conduit with leads – server's right.
 Export/Euro: 6" (152 mm) leads – server's right.

PLUG CONFIGURATIONS

Please refer to electrical specification chart.



RECOMMENDED MOUNTING HEIGHTS

(Refer to the Installation section of the Manual on the Hatco website)

Standard Watt: 8"-11" (203-279 mm) High Watt: 11"-14" (279-356 mm)

MINIMUM CLEARANCES

Combustibles

Below overshef: 1" (25 mm) clearance.
 Unit to surface below: High watt, 13.5" (343 mm) or Standard watt - 10" (254 mm).
 Unit to wall: 3" (76 mm).

Non-Combustibles

Hardwired with Built-In Switches:

Must be installed in a pass through area.

Below overshef: 1" (25 mm) clearance.

Unit to surface below:

High watt with infinite control or indicator light - 10" (254 mm).

High watt with On/Off toggle switch - 8" (203 mm).

Corded Units with Built-In Switches:

Must be installed in a pass through area.

Below overshef: 3" (76 mm) clearance.

Unit to surface below: High watt: 11" (279 mm) or Standard watt: 10" (254 mm).

Hardwired Units with Remote Switches:

May be installed against a non-combustible back wall and flush to an overshef.

Unit to surface below: 8" (203 mm).

Setback from the front of an overshef: Maximum 10" (254 mm).

REMOTE CONTROL ENCLOSURES

RMB series uses one Control Box per Strip Heater - If RMB2 series is used, multiple warmers can be controlled from one box (U.S., Canada only). CE models require any remote switches be contained in a Remote Control Enclosure. For more details, see "Choose Remote Box" section listed under "Resources" on the Hatco website, or consult Price List.

Model	Width	Maximum Infinite/Toggle Switches	
		U.S., Canada, Export U.S. Dollar	Euro
RMB-3	6" (150 mm)	1 infinite or 2 toggle	1 infinite or 2 toggle
RMB-7	9.375" (239 mm)	2 infinite or 4 toggle	2 infinite or 3 toggle
RMB-14	14.375" (366 mm)	4 infinite or 6 toggle	4 infinite or 4 toggle
RMB-16	16.375" (417 mm)	4 infinite with 1 toggle	-
RMB-20	20.375" (518 mm)	4 infinite with 3 toggle	-
RMB2-1R	11" (279 mm)	1 toggle, 1 infinite, 1 relay, 1 indicator light	-
RMB2-2R	14" (356 mm)	1 toggle, 1 infinite, 2 relays, 1 indicator light	-

PRODUCT SPECS

Infrared Foodwarmers

The Infrared Foodwarmer shall be a Glo-Ray®, manufactured by the Hatco Corporation, Milwaukee, WI 53234 U.S.A.

The Strip Heater shall be a Glo-Ray model ..., rated at ... watts, ... volts, single phase and be ... inches (millimeters) in overall width. The Glo-Ray shall consist of an aluminum housing and include as standard equipment four stainless steel shelf mounting tabs and an on-off switch may be optionally installed remotely or to either

the front or rear of the unit. The infrared heating element shall be tubular metal sheathed. The foodwarmer shall be factory assembled ready for electrical installation. Options and accessories shall include adjustable or non-adjustable tubular stand, C-leg stand, T-leg stand, angle brackets, suspension chain and fittings, sneeze guard, cord and plug set, indicator light, and infinite control – remote or built-in.

Warranty consists of 24/7 parts and service assistance (U.S. and Canada only).

HATCO CORPORATION | P.O. Box 340500 Milwaukee, WI 53234-0500 U.S.A.
 (800) 558-0607 | (414) 671-6350 | www.hatcocorp.com | support@hatcocorp.com