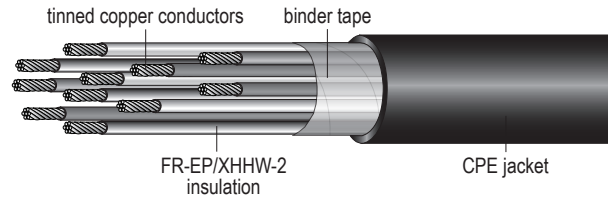


TRAY CABLE - CONTROL CABLE

**600 Volt UL Type TC-ER*, 90°C
FR-EP XHHW-2 Insulation, VW-1
CPE Jacket
Tinned Copper Conductors**



Catalog Number	Size AWG	Number of Conductors	Number of Strands	Insulation Thickness Mils	Jacket Thickness Mils	Overall Diameter Inches	Net Weight Lbs/Mft
HW158 01402*	14	2	7	30	45	0.37 x 0.23	71
HW158 01403	14	3	7	30	45	0.39	92
HW158 01404	14	4	7	30	45	0.43	115
HW158 01405	14	5	7	30	45	0.47	139
HW158 01407	14	7	7	30	60	0.51	183
HW158 01409	14	9	7	30	60	0.62	250
HW158 01412	14	12	7	30	60	0.70	317
HW158 01415	14	15	7	30	60	0.76	383
HW158 01419	14	19	7	30	60	0.82	468
HW158 01425	14	25	7	30	60	0.99	645
HW158 01430	14	30	7	30	60	1.05	747
HW158 01437	14	37	7	30	60	1.03	897

* Flat construction

APPLICATION:

Superior flame-retardant cable for use in power, control and lighting circuits in a broad range of commercial and industrial applications where resistance to caustic environments is required. Approved for use in wet or dry locations at 90°C, for installation indoors or outdoors, aerially, in conduits, ducts, cable trays or direct burial in circuits not exceeding 600 volts. May be installed at temperatures as low as -35°C and used in NEC Class I and II, Division 2 hazardous locations. UL approved for use at 90°C for continuous operation, 130°C for emergency overload conditions, and 250°C for short circuit conditions. Exposed Run (ER) rating available upon request.

CONDUCTORS:

Tin-coated, soft annealed copper per ASTM B-33, Class B stranding per ASTM B-8

INSULATION:

Flame-retardant ethylene-propylene-rubber (FR-EP) per ICEA S-73-532 and UL Standard 44 for Type XHHW-2, VW-1 conductors

JACKET:

Sunlight-resistant chlorinated polyethylene (CPE) per ICEA S-73-532 and UL Standard 1277

FLAME TESTS:

- IEEE 383 (70,000 BTU/hr) Flame Test
- IEEE 1202 (70,000 BTU/hr) CSA FT4 Flame Test
- UL Standard 1277 (70,000 BTU/hr) Flame Test
- ICEA T-29-520 (210,000 BTU/hr) Flame Test
- Individual conductors pass the UL VW-1 Flame Test

COLOR CODE:

ICEA Method 1, Table E-1 and E-2

ADDITIONAL STANDARDS:

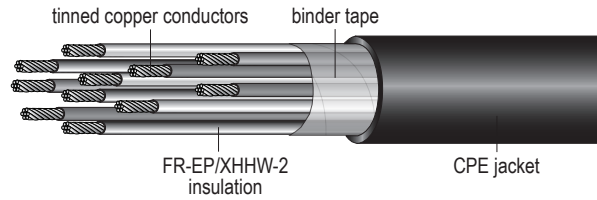
- UL Type TC per Article 336 of the NEC
- Approved for Class 1 remote-control and signaling circuits per Article 725 of the NEC
- NEMA WC 57
- ICEA S-73-552

*TC-ER rating applies to cables with 3 or more insulated conductors

SPECIFICATION
HW158

TRAY CABLE - CONTROL CABLE

**600 Volt UL Type TC-ER*, 90°C
FR-EP XHHW-2 Insulation, VW-1
CPE Jacket
Tinned Copper Conductors**



TRAY CABLES

Catalog Number	Size AWG	Number of Conductors	Number of Strands	Insulation Thickness Mils	Jacket Thickness Mils	Overall Diameter Inches	Net Weight Lbs/Mft
HW158 01202*	12	2	7	30	45	0.40 x 0.25	94
HW158 01203	12	3	7	30	45	0.44	124
HW158 01204	12	4	7	30	45	0.48	157
HW158 01205	12	5	7	30	60	0.52	191
HW158 01207	12	7	7	30	60	0.60	268
HW158 01209	12	9	7	30	60	0.70	347
HW158 01212	12	12	7	30	60	0.78	437
HW158 01215	12	15	7	30	60	0.88	561
HW158 01219	12	19	7	30	60	0.96	688
HW158 01225	12	25	7	30	60	1.01	894
HW158 01230	12	30	7	30	60	1.18	1040
HW158 01237	12	37	7	30	60	1.27	1256

* Flat construction

APPLICATION:

Superior flame-retardant cable for use in power, control and lighting circuits in a broad range of commercial and industrial applications where resistance to caustic environments is required. Approved for use in wet or dry locations at 90°C, for installation indoors or outdoors, aerially, in conduits, ducts, cable trays or direct burial in circuits not exceeding 600 volts. May be installed at temperatures as low as -35°C and used in NEC Class I and II, Division 2 hazardous locations. UL approved for use at 90°C for continuous operation, 130°C for emergency overload conditions, and 250°C for short circuit conditions. Exposed Run (ER) rating available upon request.

CONDUCTORS:

Tin-coated, soft annealed copper per ASTM B-33, Class B stranding per ASTM B-8

INSULATION:

Flame-retardant ethylene-propylene-rubber (FR-EP) per ICEA S-73-532 and UL Standard 44 for Type XHHW-2, VW-1 conductors

JACKET:

Sunlight-resistant chlorinated polyethylene (CPE) per ICEA S-73-532 and UL Standard 1277

FLAME TESTS:

- IEEE 383 (70,000 BTU/hr) Flame Test
- IEEE 1202 (70,000 BTU/hr) CSA FT4 Flame Test
- UL Standard 1277 (70,000 BTU/hr) Flame Test
- ICEA T-29-520 (210,000 BTU/hr) Flame Test
- Individual conductors pass the UL VW-1 Flame Test

COLOR CODE:

ICEA Method 1, Table E-1 and E-2

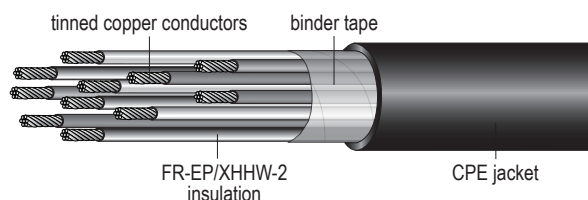
ADDITIONAL STANDARDS:

- UL Type TC per Article 336 of the NEC
- Approved for Class 1 remote-control and signaling circuits per Article 725 of the NEC
- NEMA WC 57
- ICEA S-73-552

*TC-ER rating applies to cables with 3 or more insulated conductors

TRAY CABLE - CONTROL CABLE

**600 Volt UL Type TC-ER*, 90°C
FR-EP XHHW-2 Insulation, VW-1
CPE Jacket
Tinned Copper Conductors**



Catalog Number	Size AWG	Number of Conductors	Number of Strands	Insulation Thickness Mils	Jacket Thickness Mils	Overall Diameter Inches	Net Weight Lbs/Mft
HW158 01002*	10	2	7	30	45	0.45 x 0.27	128
HW158 01003	10	3	7	30	45	0.49	172
HW158 01004	10	4	7	30	60	0.56	234
HW158 01005	10	5	7	30	60	0.62	284
HW158 01007	10	7	7	30	60	0.67	381
HW158 01009	10	9	7	30	60	0.79	488
HW158 01012	10	12	7	30	60	0.92	651
HW158 01015	10	15	7	30	60	1.02	812
HW158 01019	10	19	7	30	60	1.08	967
HW158 01024	10	24	7	30	60	1.36	1221
HW158 01037	10	37	7	30	60	2.10	1882

* Flat construction

APPLICATION:

Superior flame-retardant cable for use in power, control and lighting circuits in a broad range of commercial and industrial applications where resistance to caustic environments is required. Approved for use in wet or dry locations at 90°C, for installation indoors or outdoors, aerially, in conduits, ducts, cable trays or direct burial in circuits not exceeding 600 volts. May be installed at temperatures as low as -35°C and used in NEC Class I and II, Division 2 hazardous locations. UL approved for use at 90°C for continuous operation, 130°C for emergency overload conditions, and 250°C for short circuit conditions. Exposed Run (ER) rating available upon request.

CONDUCTORS:

Tin-coated, soft annealed copper per ASTM B-33, Class B stranding per ASTM B-8

INSULATION:

Flame-retardant ethylene-propylene-rubber (FR-EP) per ICEA S-73-532 and UL Standard 44 for Type XHHW-2, VW-1 conductors

JACKET:

Sunlight-resistant chlorinated polyethylene (CPE) per ICEA S-73-532 and UL Standard 1277

FLAME TESTS:

- IEEE 383 (70,000 BTU/hr) Flame Test
- IEEE 1202 (70,000 BTU/hr) CSA FT4 Flame Test
- UL Standard 1277 (70,000 BTU/hr) Flame Test
- ICEA T-29-520 (210,000 BTU/hr) Flame Test
- Individual conductors pass the UL VW-1 Flame Test

COLOR CODE:

ICEA Method 1, Table E-1 and E-2

ADDITIONAL STANDARDS:

- UL Type TC per Article 336 of the NEC
- Approved for Class 1 remote-control and signaling circuits per Article 725 of the NEC
- NEMA WC 57
- ICEA S-73-552

*TC-ER rating applies to cables with 3 or more insulated conductors