




## Single Conductor, EPR Insulation-PVC Jacket, 35 kV, EPR/Copper Tape Shield, UL Type MV-105, 133% Insulation Levels



### Product Construction

#### Conductor:

- 1/0 AWG through 1000 kcmil annealed bare copper compact Class B strand

#### Extruded Strand Shield:

- Extruded thermoset semi-conducting stress-control layer over conductor

#### Insulation:

- Lead-free Ethylene Propylene Rubber (EPR) insulation, contrasting in color to the black semi-conducting shield layers

#### Extruded Insulation Shield:

- Thermoset semi-conducting polymeric layer free stripping from insulation

#### Metallic Shield:

- 5 mil annealed copper tape with an overlap of 25%

#### Jacket:

- Low friction, lead-free, flame retardant, moisture, and sunlight resistant Polyvinyl Chloride (PVC)

### Applications

- Superior performance in petrochemical plants, pulp and paper mills, sewage and water treatment plants, environmental protection systems, railroads, mines, utility power generating stations, steel mills, textile plants and other industrial three-phase applications
- For use in wet or dry locations when installed in accordance with NEC
- For aerial, direct burial, conduit, open tray, and underground duct installations
- For use in direct burial if installed in a system with a ground conductor that is in close proximity, and conforms with NEC 250.4(A)(5)

### Features

- Rated at 105°C
- Low friction for easy pulling
- Excellent heat and moisture resistance
- Outstanding corona resistance
- Flexibility for easy handling
- High dielectric strength
- Low moisture absorption
- Electrical stability under stress
- Low dielectric loss
- Chemical-resistant
- Meets cold bend test at -35°C
- 105°C rating for continuous operation
- 140°C rating for emergency overload conditions
- 250°C rating for short circuit conditions

### Standards

- National Electric Code (NEC)
- UL 1072
- ICEA S-93-639/NEMA WC74
- ICEA S-97-682
- AEIC CS8
- UL listed as Type MV-105 for use in accordance with NEC, UL File #E90501
- IEEE 1202 (70,000 BTU/hr)/ CSA FT4
- EPA 40 CFR, Part 261 for leachable lead content per TCLP method
- OSHA Acceptable
- RoHS Compliant

# Medium Voltage Power Cable



Part #	AWG	Conductor Diameter	Insulation Diameter Min.	Insulation Diameter Max.	Jacket Thickness	Nom. O.D.	Lbs./M'
MVE51/001	1/0	.340"	1.060"	1.265"	.080"	1.47"	1328.9
MVE52/001	2/0	.380"	1.200"	1.305"	.080"	1.49"	1378
MVE53/001	3/0	.430"	1.245"	1.355"	.080"	1.53"	1532
MVE54/001	4/0	.480"	1.300"	1.405"	.080"	1.59"	1804
MVE525001	250	.530"	1.350"	1.460"	.080"	1.64"	1959
MVE535001	350	.620"	1.450"	1.555"	.110"	1.79"	2396
MVE550001	500	.740"	1.570"	1.675"	.110"	1.91"	3120
MVE575001	750	.910"	1.750"	1.860"	.110"	2.09"	4109
MVE5100001	1000	1.06"	1.900"	2.010"	.110"	2.25"	4885

\*Accessories are available for all medium voltage products.