

## ANT150D, D3, D6-9

### DIPOLE AND DIPOLE ARRAY 1 TO 9 dBd

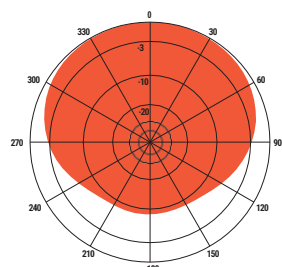
The Telewave.io ANT150D series consists of single, dual, and 4-element dipole array antennas with a precision phasing harness for optimum performance. The horizontal pattern is field-adjustable for any current or future coverage requirements. The wide bandwidth and high efficiency of these antennas make them ideal for applications including trunking, business, public safety, and amateur radio.

Each dipole element is constructed with 6061-T6 aluminum, and welded at the base for maximum strength. Each element is also completely sealed with our high-tech Txylan™ coating, which resists water and ice buildup, and provides exceptional protection

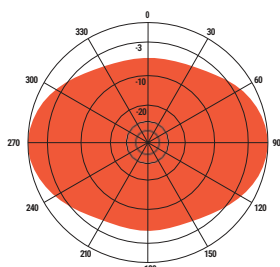
from corrosive gases, UV radiation, salt spray, acid rain and windblown abrasives. The phasing harness is fully sealed by Telewave.io's Millenium Seal™ technology.

All components are at DC ground potential for lightning protection. Each dipole element includes a heavy-duty custom clamp set for mounting to a 1.5"-2.5" diameter galvanized steel support pipe or tower leg.

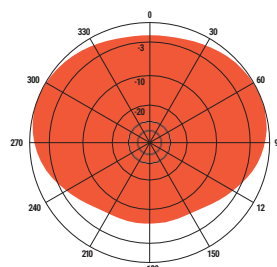
Up to 15 degrees of electrical uptilt or downtilt may be specified for D3 or D6-9 models. Desired tilt angle must be included with the order, and consultation with our antenna engineering staff is requested.



H-Plane: Gain 9.1 dBd  
1/4 wl. spacing from tower



H-Plane: Gain 9.1 dBd  
1/2 wl. spacing from tower

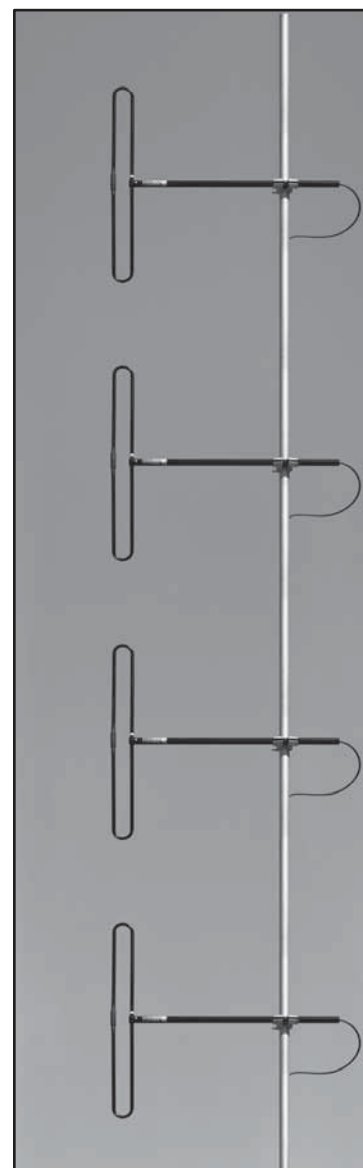


H-Plane: Gain 8.5 dBd  
3/8 wl. spacing from tower

#### COMMON SPECIFICATIONS

<b>Frequency (continuous)</b>	138-174 MHz	<b>Lightning protection</b>	DC Ground
<b>Power rating (typ.)</b>	500 watts	<b>Wind rating</b>	175 MPH
<b>Impedance</b>	50 ohms	<b>(with 0.5" ice)</b>	150 MPH
<b>VSWR</b>	1.5:1 or less		
<b>Pattern</b>	Adjustable: Offset circular, cardioid, or bidirectional		
<b>Termination</b>	N-Male or 7-16 DIN (opt.) on harness feed cable		
<b>Temperature Range (Operating or Storage)</b>	-58 to +140 °F -50 to +60 °C		

MODEL	ANT150D	ANT150D3	ANT150D6-9
<b>Gain (dependent on pattern)</b>	1-2.5 dBd	3-6 dBd	6-9 dBd
<b>Vertical beamwidth (3/8 wl.)</b>	78°	37°	18°
<b>Dimensions (H x D) max</b>	34 x 33 in.	89 x 33 in.	195 x 33 in.
<b>Weight (antenna + clamps)</b>	6 lb.	14 lb.	28 lb.
<b>Maximum exposed area</b>	0.73 ft. <sup>2</sup>	1.6 ft. <sup>2</sup>	3.3 ft. <sup>2</sup>



ANT150D6-9  
(Harness not shown)  
Support mast is customer-supplied