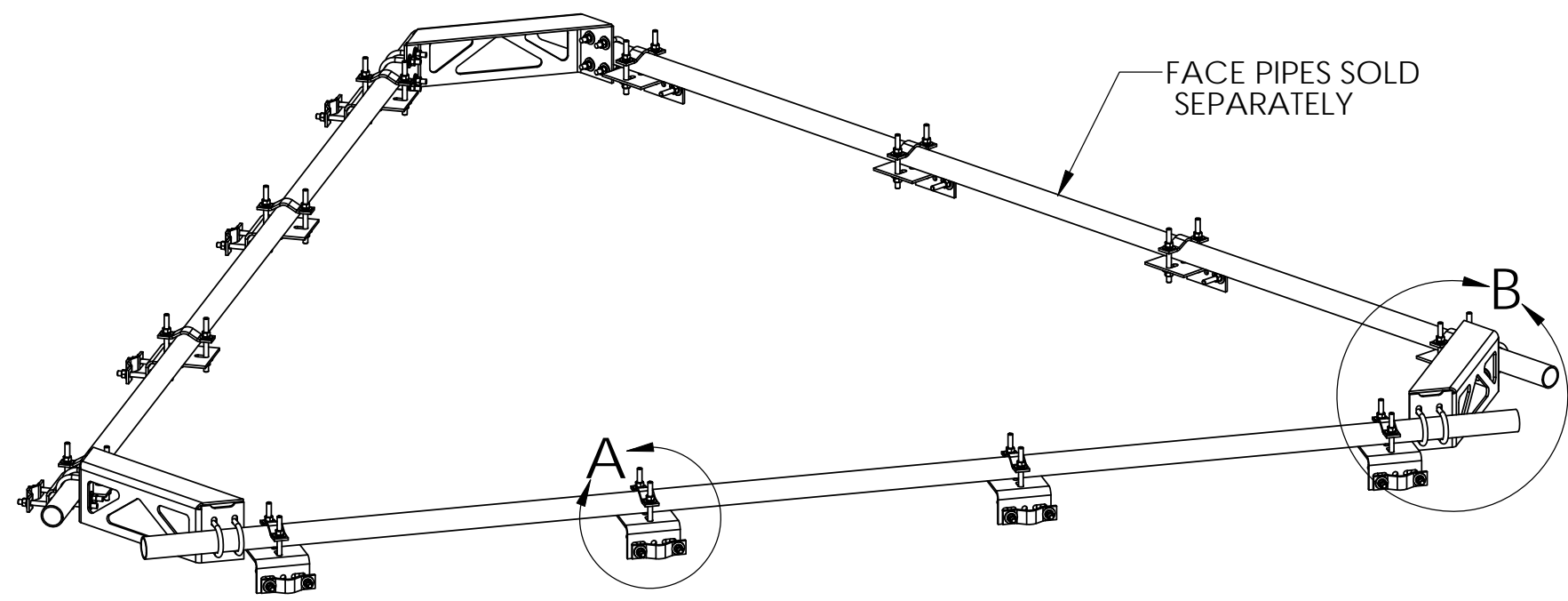
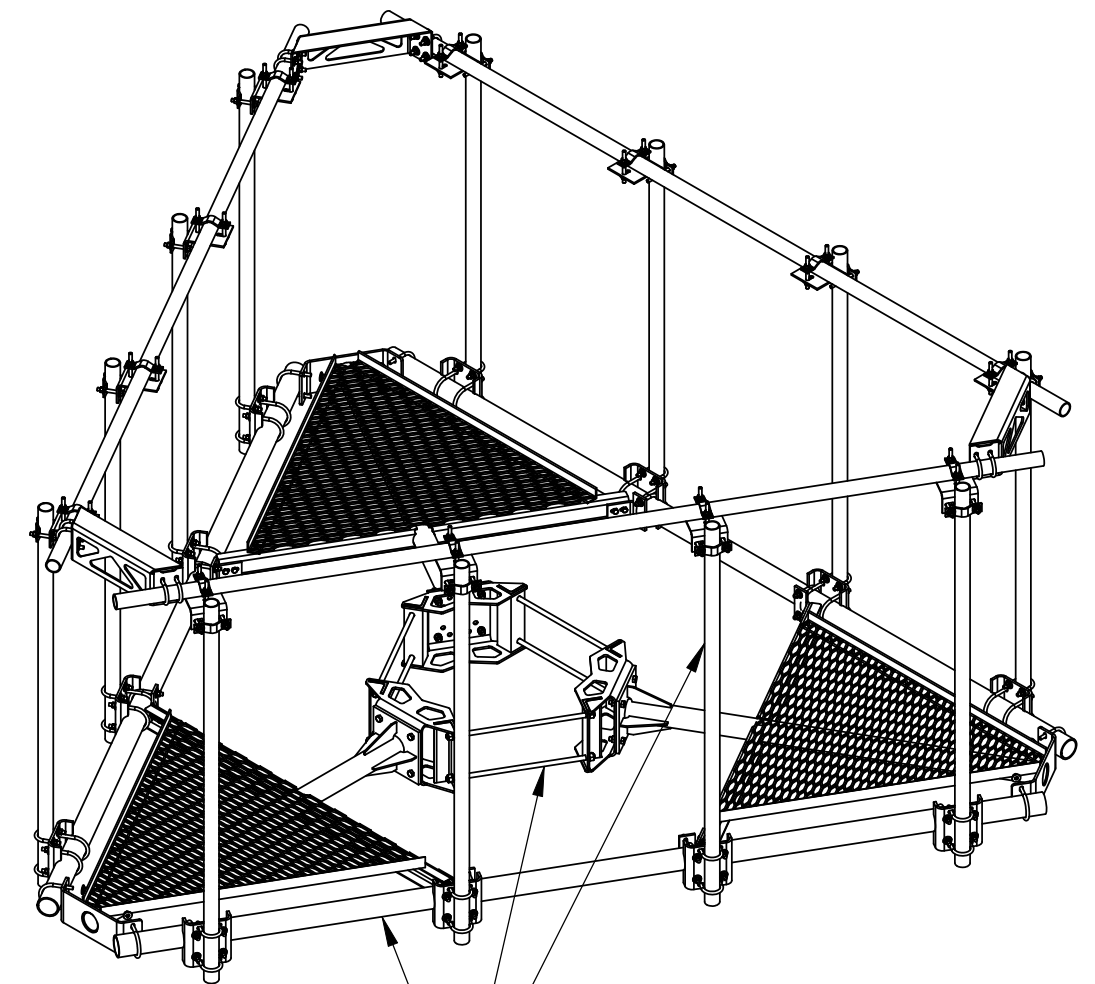


ITEM	PART NO.	DESCRIPTION	QTY.	WEIGHT
1	MT19525	Corner Weldment	3	14.76 LBS
2	GUB-4240	1/2" X 2-1/2" X 4" GALV U-BOLT	12	1.30 LBS
3	XA-U	UNIVERSAL CROSSOVER ANGLE	6	13.69 LBS

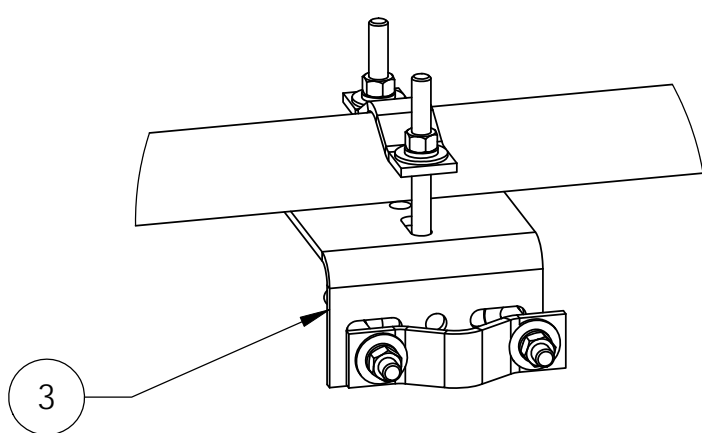
REVISIONS				
REV.	ZONE	DESCRIPTION	BY	DATE
A		INITIAL RELEASE	DRR	12/12/11
B		REVISED COMPONENTS	DRR	05/24/12



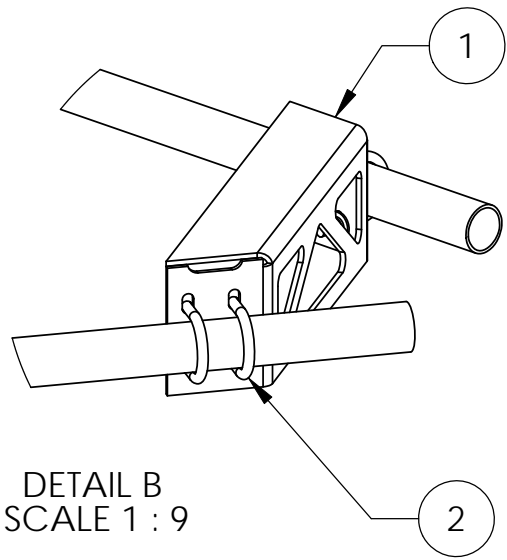
FACE PIPES SOLD SEPARATELY



THESE ITEMS SOLD SEPARATELY



DETAIL A
SCALE 1 : 5



DETAIL B
SCALE 1 : 9

NOTES:
1. ALL METRIC DIMENSIONS ARE IN BRACKETS.

<small>These drawings and specifications are the proprietary property of ANDREW CORPORATION and may be used only for the specific purpose authorized in writing by Andrew Corporation.</small> ALL DIMENSIONS ARE IN INCHES U.O.S. TOLERANCES UNLESS OTHERWISE SPECIFIED: .X = ± .12 ANGLES ±2° .XX = ± .06 FRACTIONS ±1/32 .XXX = ± .031 REMOVE BURRS AND BREAK EDGES .005 DO NOT SCALE THIS PRINT	DRAWN BY: DRR	SHEET: 1 of 1	PART NUMBER: MTC3314HK
	CHECKED BY: TP	SCALE: NTS	DESCRIPTION: TOP MOUNT RAIL KIT
	DATE: 12/12/11	MATERIAL: A36, A53	DRAWING TYPE: ASSEMBLY DRAWING
	REVISION: B	FINISH: GALV A123	WEIGHT: 217.55 LBS